

Nettlestone Primary School



"Changing lives for changing times"

01983 613171



News from Nettlestone Primary School

Executive Head teacher Miss K Howarth Head of School Mrs A Jacobs

4th April 2025

VALUE OF THE WEEK: HONESTY

KEY STAGE 2 ARE 'MAKING IT HAPPEN' IN SPANISH!



As part of our Spanish learning at Nettlestone, we find out about the culture of Spanish speaking countries and this week, during their Spanish lessons, children learned all about the festival of **Las Fallas** - a celebration in honour of **San José** - that takes place in **Valencia** every March.

We learned that fire and fireworks are a big part of the celebrations and that Valencians particularly enjoy **petardos** -firecrackers. Indeed, the festival includes **la Mascletà** -an explosion of firecrackers that takes place every day throughout the festival at 2pm in the **Plaza del Ayuntamiento** (the main square of the city). If you are nearby, this explosion is so loud, that you are recommended to keep your mouth open to stop your eardrums from bursting!

It is thought that traditionally carpenters brought their offcuts of wood out into the streets to burn at this time of year. Over time, people added other items, of which they wished to dispose, to the fire. Things went a step further and individuals started having fun making things they were burning look like little sculptures. Over time groups of neighbours began to compete, making more and more interesting structures to burn, until, eventually, they began to gather together into a **casal fallero**, a group of friends working together to raise money to pay to construct an elaborate **falla**, which takes months to build. Across Valencia each year there are now more than seven hundred of these. Some of them are as tall as 30 metres and need to be pieced together using a crane! Many streets are closed to traffic, as visitors from all over the world come to wander through the city to admire these wonderful creations. There is also an official judging of the best falla. Then, as a culmination of the festival, on the day of San José, **la Cremà** is celebrated and they are all burnt! During the festival, **falleros** and **falleras**, thousands of men and boys and girls and women from the region, wearing beautiful traditional clothing, parade through the streets, followed by musicians. They all head to **La Plaza de la Virgen**, where an enormous statue of **la Virgen de Valencia** awaits and **la Ofrenda** takes place. This is an offering of flowers to the Virgin. The flowers are woven into the wooden structure that represents her dress, until finally she is wearing a beautiful gown.



Las Fallas is one of the most well-known festivals in all of Spain -full of colour, music and joy. After hearing all about it and watching a video of the celebrations, many of the children decided that one day they too would like to visit the city to experience it.

MAKING THE HEALTHY CHOICE TO SUPPORT BETTER PLAYTIMES

Are you having a spring clear out?

Our pupil leaders are busy planning some exciting changes to playtimes at Nettlestone. These changes will enable us to better use all of our school grounds.



To make this a success, we need your help! Our Young Governors are asking for donations of play equipment such as board games, Lego, small cars, ropes, crates, tarpaulins, costumes, and more. A full list will be emailed to you next half term, but if you are having a spring clean over the Easter break and find items suitable for outdoor or creative play, we'd love to have them!

Thank you, as always, for your incredible support, we have already had some fantastic items donated and we can't wait to see what else arrives after the holidays.



KEY DATES

DON'T FORGET THE BANK HOLIDAYS

MONDAY 21ST APRIL

MONDAY 5TH MAY

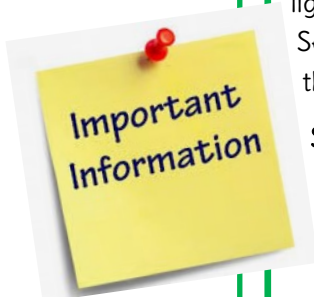
OR THE INSET DAYS

MONDAY 2ND JUNE

FRIDAY 20TH JUNE

MONDAY 28TH JULY

TUESDAY 29TH JULY



MAKE THE HEALTHY CHOICE -THE NEWCHURCH NINE



Don't forget to enter the Newchurch Nine!

The team at our federated school have been donated some fantastic prizes to be offered on the day but you have to be in it to win it!

The run is a 9km/4.5km or 900m whatever is your chosen distance. Now the evenings are lighter the weather is perfect for training. Set yourself a healthy goal and join us on the day.

Sunday 18th May at 9.30am




WE CAN LIVE RESPECTFULLY—ASSEMBLY THIS WEEK

In assembly this week, our theme for the second week running was Honesty. The children enjoyed listening to Billy Joel's song 'Honesty' and talking about honesty as a value that enables people to build trusting relationships.

It was lovely to also talk about International Children's Book day with the children and it was nice to see so many of them with their hands up to share that reading was one of their favourite things to do and to share their favourite authors with everyone. Together they talked about the beauty of being recommended a book and then trying to read everything by an author that you find you love!

Mrs Jacobs challenged the children to recommend a book to somebody else this week. Mrs Jacobs then read 'Paper Son - The Story of Tyrus Wong, Immigrant and Artist by Julie Leung. This is the story of a child who, in order to enter America as an immigrant 100 years ago, had to not be truthful about who he was due to the prejudice he would experience if he was honest. A perfect way for the children to reflect on our value of the week.





KEEPING CHILDREN SAFE—DARK EMOJIS

In today's fast-paced digital landscape, emojis have evolved into a vibrant form of communication for young people. However, a new trend has emerged—the use of 'dark emojis,' which can carry hidden meanings and even become vehicles for inappropriate or harmful messages.



As parents, understanding this hidden language is essential to ensuring your child's online safety.

Shedding Light on 'Dark Emojis'

There has been much talk by the adults within our school community about the Netflix's documentary *Adolescence*. This 4-part drama explores the growing use of 'dark emojis' by teens and their potential misuse in the online world. While these small symbols may seem harmless, they can sometimes be used to obscure inappropriate content or convey meanings that adults do not understand.

This week we have been sent a resource to help parents navigate this evolving online world, Our Kids Online World has created a free guide that decodes the hidden meanings behind certain emojis and provides actionable insights to safeguard children online.

What Can Parents Do?


- **Stay Curious:** Talk to your child about their online habits. Open, non-judgmental conversations can go a long way in fostering trust.
- **Learn the Language:** Familiarize yourself with emojis and their evolving meanings. Guides like the one above are a great starting point.
- **Set Boundaries:** Establish clear online usage guidelines to ensure your child's activities remain age-appropriate.
- **Monitor Gently:** Use tools or parental controls to oversee your child's online interactions without invading their privacy.

Download the guide here: https://www.kidsonlineworld.com/uploads/1/2/3/1/123169829/emojis_explained.pdf

By making the healthy choice to stay informed and engaged, you can help your child navigate the digital world with confidence and security.

KEEPING CHILDREN SAFE—HEALTHY GAMING THIS EASTER

With school holidays just around the corner, many children are excited about the prospect of spending more time online, connecting with friends, and diving into their favourite games. Gaming can indeed be a wonderfully positive activity—boosting problem-solving skills, encouraging teamwork, and even sparking creativity. However, it's important to ensure there's a healthy balance and that children navigate their gaming world safely.



Here are a few friendly tips to help parents and caregivers encourage safe and balanced gaming:

- **Keep Communication Open:** Make gaming a family-friendly topic. Ask your child about the games they're playing and the people they're connecting with online. This helps foster trust and keeps you informed.
- **Set Boundaries:** Establish clear time limits for gaming to ensure kids still have time for other activities like physical exercise, family outings, or reading.
- **Create a Gaming-Safe Environment:** Set up consoles and gaming devices in shared spaces rather than bedrooms, so you can keep an eye on the activity and help ensure their safety.
- **Encourage Balance:** Discuss the importance of mixing gaming with other offline hobbies and activities, such as sports, art, or spending time outdoors. This variety is essential for overall development.
- **Use Parental Controls:** Every gaming platform has tools to restrict access to unsuitable content, manage playtime, and monitor communication. Take advantage of these features to create a safer experience.





YEAR 2 'MAKE IT HAPPEN IN HISTORY!'


What an unforgettable day Year 2 had on Monday as they took part in an engaging virtual workshop about the Great Fire of London! The children were whisked back in time to three weeks after the catastrophic event and were introduced to John Wilkins, the lively owner of The Swan tavern, which he ran with his wife in London. Among John's regular customers was none other than the famous Samuel Pepys, whose vivid accounts of the fire became a significant part of history. Through John's storytelling, the children discovered what may have caused the fire and the methods people used to try to extinguish it.



The day was packed with hands-on activities that brought history to life. Year 2 learned about the impact of the fire on Londoners, and the children became creative problem-solvers. They put their weaving skills to the test by creating wool cloth for new clothes, imagining how it helped those who lost everything. The children also delved into a smelly problem—quite literally! After learning how many people smelled unpleasant post-fire, they made fragrant herb-filled scent bags to keep illness at bay.

To light up the dark nights following the fire, the class crafted candle stick holders, a thoughtful tribute to how people adapted after losing their belongings. They also turned into letter-writers, using feather quills to pen heartfelt notes of gratitude to the king for his efforts in helping London recover.

The workshop ended with a fascinating insight into how London was rebuilt after the fire. Year 2 learned about the importance of insuring homes against fires and created foil plaques to display the symbols of historic insurance companies.



It was a truly inspiring day that brought history alive, sparking imaginations and a deeper understanding of life in 1666.

Thank you to staff for making it happen!



YEAR 6 MAKE IT HAPPEN ON THE WATER

Last week Year 6 took part in the Test the Water program at UKSA in Cowes. The aim of the program is to promote water confidence by providing the children with the opportunity to sail on keel boats. This built on the sailing knowledge that the children had gained in Year 5 and they thoroughly enjoyed tacking and using the tiller to steer the boat in the Solent on what proved to be a perfect day for sailing; sunny with a gentle breeze.

Jacob, one of the UKSA instructors, said he was so impressed with the incredible teamwork the class demonstrated. They were wonderful ambassadors for Nettlestone!



MAKING A DIFFERENCE AT GARDENING CLUB


Four pupils from Year 6, with support from Mrs Newton, will be running a gardening club next term. Their aim is to rejuvenate the area outside the entrance to the school. They would like to plant troughs of low-maintenance plants and herbs that could be used in food technology lessons. We are hoping our school community can help us with donations of seeds, cuttings or any troughs/planters. If you can help us with donations, please get in touch with Mrs Newton via the school office after the Easter break. Once the club starts, we will provide regular updates on our progress!



MAKE THE HEALTHY CHOICE TO LOOK SUPER SMART

Just a quick reminder about our school uniform guidelines! We really appreciate it when children stick to wearing their uniform as expected and to save jewellery and oversized hair accessories for the weekends or special occasions. We have started to noticed some really large, coloured bows creeping into the children's hair which are not part of our uniform. Please leave these at home after Easter.

Keeping things simple during school hours really helps everyone focus and keeps distractions to a minimum. Thanks so much for your support—we really appreciate it and love our children to look super smart! If you need a reminder our Summer uniform requirements can be found on our school website.



CONGRATULATIONS MS NEWNHAM

When Ms Newnham returns to Nettlestone after the Easter Break she will be known as Mrs Isham as she is getting married to her fiancé Mark during the Easter break. We wish them both a lifetime of happiness and look forward to seeing the wonderful wedding photograph that she has promised to share with us all.

WE CAN MAKE IT HAPPEN— KEY EVENTS NEXT WEEK!

MONDAY

TUESDAY

WEDNESDAY

THURSDAY

FRIDAY

BANK HOLIDAY
MONDAY



Yr5 Sailing
Parent Forum

KS2 Celebration
Assembly

MAKING HEALTHY CHOICE - FARM VISIT ADVICE THIS EASTER

With spring in the air and the sunshine shining, families may be considering a visit to a farm or animal provision over the Easter holidays. We have been asked by Public Health to share the advice below to all families within our community to ensure that visits are fun and healthy.

Following the simple rules listed below will help to keep you and your children safe from infections that may be found on open or petting farms. Vulnerable groups need to take particular care as infections acquired from animals can be harmful to them: for pregnant women this also includes their unborn baby.



HAPPY SPRING



Things to do:

- Follow any rules and guidelines provided by the farm staff
- Wash your hands thoroughly with soap and warm running water after you have touched animals, fences or other surfaces where animals may have been, and dry your hands with paper towels
- Supervise children closely and ensure that they wash their hands thoroughly using liquid soap and warm running water
- Wash your hands thoroughly with soap and water before eating or drinking
- When visiting a farm, only eat and drink in picnic areas or cafes
- Try to avoid wearing open-toed shoes. At the end of your visit remove and clean boots or shoes and clean pushchair wheels. Then wash your hands thoroughly with soap and warm running water
- If you have held or had contact with an animal wash clothing at 40C or hotter when you return home.

Things to avoid:

- Touching your face or mouth while petting animals or walking around the farm
- Kissing or putting your face close to farm animals eating or drinking while touching animals or walking around the farm; this includes avoiding eating sweets, crisps or chewing gum
- Eating anything that has fallen on the floor
- Using sanitising gels or wipes instead of washing hands with liquid soap and warm running water. Sanitising gels and wipes do not remove the type of bugs found on farms effectively

TICKS – Be Tick Aware

Another aspect to consider for outdoor activities is ticks, which are most active between spring and autumn and which can sometimes transmit diseases such as Lyme disease.

There are many actions that can be taken to prevent tick bites, and to remove ticks safely if needed.

Tick advice

The best way to avoid being bitten by ticks when out walking is to keep to footpaths and avoid long grass. Other advice to people walking in areas known to have a high tick population is to:

- Wear appropriate clothing (a long-sleeve shirt and trousers tucked into socks)
- Use an insect repellent
- Wear light-coloured fabrics that may help spot a tick on clothing
- Inspect your skin for ticks, particularly at the end of the day, including your head, neck and skin folds (armpits, groin and waist)
- Ask parents and carers to check their children's head and neck areas, including their scalp

How to remove a tick

If you do get bitten by a tick, removing it quickly and correctly can help to reduce any potential risk. The safe way to remove a tick is to use a pair of fine-tipped tweezers, or an easy-to-use device which can be purchased from pharmacies or vets. Then:

- Grasp the tick as close to the skin as possible. Pull upwards slowly and firmly, as mouth parts left in the skin can cause a local infection
- Once removed, apply antiseptic to the bite area and keep an eye on it for several weeks for any changes
- Call NHS 111 if the person begins to feel unwell or develops a circular red skin rash, often described as a bull's-eye rash, and remember to tell them that the person was bitten by a tick.

Senior Public Health Practitioner (Health Protection) - Isle of Wight Council

SO WHAT HAVE WE BEEN LEARNING THIS WEEK?

REC



This week in Reception, we have been continuing to learn about addition and number bonds to 10. We have used tens frame and part part whole models to help us. We enjoyed discussing dragons this week and describing what they might look like. We then read the story 'Never touch a dragon'. This used a lot of rhyming and descriptive words. We used some of these ideas to draw and describe our own dragons. This week was also our RE day, we reviewed some of our prior learning about new life and the chicks hatching. We looked at all the new life and baby animals that arrive during Spring. Then we thought about what an egg reminds us of. Comparing a real hen egg and a chocolate egg, we discussed why we have Easter eggs and how people and Christians celebrate Easter. We decorated Easter pictures and cards. Today we have enjoyed watching a webinar by author Huw Aaron and we also completed a Spring scavenger hunt with our Year 6 buddies.

In English this week we have been writing our step by step guide on how to wash a woolly mammoth. The children have been adding adjectives to their sentences to make them more interesting. In Maths we have been using jugs and water to explore capacity. In RE we spoke about Palm Sunday and what this means to Christians. We focused on the concept of 'welcoming' and we discussed different ways we can welcome people and how this can make us feel. We finished our learning in History and thought about ways in which we can remember people who do something special. The class made medals thinking about Grace Darling and her heroic act. During DT this week we thought about our freestanding structures that we created last week. The children evaluated them by asking themselves what they like and what they would do differently next time. I hope everyone has a lovely Easter and enjoys the sunshine.

Yr 1



Yr 2



We have had an exciting time in Year 2 this week. We took part in the Fire of London workshop where we learnt what the people of London did and lived during and after the Great Fire of London. We learnt how to weave, make candle holders and scent bags. Our Religious Education sessions were all about the concept of sadness and happiness. We learnt about the Easter Story and how Christians are sad and then happy. In Science, we found out about the different types of plants that live in different habitats around the world. In Maths, we have been understanding our two times tables.

We have been working hard in this final week of the Spring term. On Monday, we had an RE day, where we thought about the concept of belief in relation to Easter. We explored why Easter is such an important festival for Christians and what they believe about it. We also thought about beliefs we may have and how these beliefs impact our actions. We worked together in groups and as individuals to further our learning and had some thoughtful discussions. In Maths, we have continued working on the unit of learning about Measurement. This has proved a good opportunity for some of us to revisit how to partition numbers into Hundreds, Tens and Ones. We are continuing to enjoy listening to our class novel and have been making some interesting predictions regarding what may happen to Roz the Robot next, as she settles into life on the island.

Yr 3



Yr 4



Our final week of the term has seen us work hard and persevere to make our DT project a torch from a pringles tube making sure we create an electrical circuit that works with a switch. This week also saw us hold our Roman day in class. It was lovely to see lots of the children dressed up. During the day we looked at the lasting impact the Romans had on Britain, we made clay coil pots and handles and tried a range of food that the Romans would have had. We also looked carefully at comparing the similarities and differences between the Romans and the Celtic tribes during our History lesson this week. During computing we completed our podcast and shared it with the rest of the class. In English this week we wrote our narrative endings for the text 'Leon and the place between'. Safety on numbers was the discussion for PSHE this week we discussed behaviours

that make people happy and those that make them sad. We discussed the role of a bystander and how they can have a role in influencing outcomes of situations.

Our Maths focus this week in Year 5 has been finding decimal and fraction equivalence. We have been revising place value and looking at how we would represent tenths and hundredths as decimals. As part of RE day, we focused on the concept of what a symbol is in the context of Christianity. We explored the story of the Last Supper in the context of Christianity. During our DT lessons, we have had the opportunity to bring our recipes to life and were able to create our fruit salad creations. A fantastic end to the term Year 5, well done. Have a fantastic Easter holiday.

Yr 5



Yr 6



This week in Year 6 we have edited and proofread our final piece of writing. We considered the choices we had made as writers and the effect these choices would have on our readers. We shared our descriptions of Lancelot's horse with the rest of the class who gave excellent feedback. In Maths we focused on multiplying and dividing by 10, 100 and 1000. We also revisited areas of Maths we felt we needed to work on before the Easter holiday. Our RE (religious education) topic was: resurrection and the symbol of the empty cross. We considered the events of Holy Week leading up to the crucifixion of Jesus. We discussed the importance of the concept of resurrection for Christians and whether they must believe in the concept in order to be Christian.

We spent some time decorating our ducks in readiness for judging by Karen from Aspire. We are looking forward to showing her our creative decorations!

CONVERSATION STARTERS!

Want to know what your children have been learning this week? Here are some conversation starters that may help you talk to them about what they have been up to in class!

PRE-SCHOOL

Talk to me about...your friends at preschool.

Words to use...friendship, play, together .

Tips for the week...enjoy your holidays .

We have been reading...Watch me Bloom by Krina Patel - Sage.

YEAR 1

Talk to me about... this term!

Words to use... measuring, capacity, digital painting, laptop, freestanding structure, instructions, phonics.

Tips for the week...keep doing lots of lovely reading and logging on BoomReader!

We have been reading... Elmer and Wilbur by David McKee.

YEAR 3

Talk to me... about measurements.

Words to use...metres, centimetres, millimetres.

Tips for the week... There are 10mm in 1cm and 100cm in 1m.

We have been reading... The Big Book of the Blue by Yuval Zommer

YEAR 5

Talk to me about...finding decimal and fraction equivalents.

Words to use...tenths, hundredths, decimal places.

Tips for the week...Make sure when writing decimal numbers, you check to see if a placeholder is necessary.

We have been reading...'Wildwitch' .

YEAR R

Talk to me about... Easter, Spring and new life.

Words to use... Spring, Easter baby animals..

Tips for the week.... to practise phonemes over the holidays..

We have been reading... Never touch a dragon by Rosie Greening.

YEAR 2

Talk to me about... The Great Fire of London.

Words to use... weaving, clothes, candles, scent bags, plaques, insurance.

Tips for the week5x2 means 5 groups of 2. We can draw this as a diagram or draw a number line.

We have been reading....Toby and the Great Fire of London by Margaret Nash and Jane Cope and The Enchanted Wood by Enid Blyton.

YEAR 4

Talk to me about... Our Roman day, who were the Roman gods and goddesses, why do we remember the Romans what did they leave behind? what a bystander is and our podcasts.

Words to use... bystander, legacy of the Romans, Gods, Goddesses and podcast.

Tips for the week... continue learning your times tables and common exception words.

We have been reading... The Land of Roar by Jenny McLachlan.

YEAR 6

Talk to me about...who won the decorate duck competition.

Words to use... resurrection, Christian, belief, believe.

Tips for the week:... think about how you are going to use your Easter revision pack and the resources on Seesaw. Remember to get plenty of rest too!

We have been reading...The Easter Story by Brian Wildsmith.

Celebration Assembly

Ziggy, Ella, Leonidas and Tilly



WE ARE SO PROUD OF EACH AND EVERYONE OF YOU!

MAKING THE HEALTHY CHOICE TO HAVE FREE SCHOOL MEALS

Please can we remind all families that **children in Reception, Year 1 and Year 2 are eligible for a yummy free meal every single day.** To date only around half of our community are taking up this **free offer** and it would be great to see more families doing so. We are really lucky to have a fabulous chef on site and the menu is always published for parent's information in the newsletter to help you decide whether you want a **free meal everyday** on just on selected days.



For children in Key Stage 2 and any parent that has a change in personal circumstances the eligibility criteria for free school meals can be found at apply for [free school meals](#).

We would encourage any parent who has faced a change in personal circumstances to consider the criteria and apply if they are eligible.

If the application is approved eligibility can open a gateway to a host of additional benefits for your child including supporting the purchase of school uniform, funding for school trips and additional in-class support. It really is worth applying.

NEW MENU

Lunchtime Menu — from Chartwells

	Monday	Tuesday	Wednesday	Thursday	Friday
Main		BBQ Chicken & Rainbow Rice	Roast Pork Roast Potatoes & Gravy	Beef Burger & Wedges	Battered Fish & Chips
Vegetarian		Macaroni Cheese	Butternut Squash and Tomato Bake, Roast Potatoes & Gravy	Quorn Burger & Wedges	Veggie Fingers & Chips
Dessert		Fruit Jelly	Banoffee Pie	Strawberry Ice Cream	Ginger Biscuit & Fruit

Please don't forget to order your meals on School Money before you come to school on Monday!